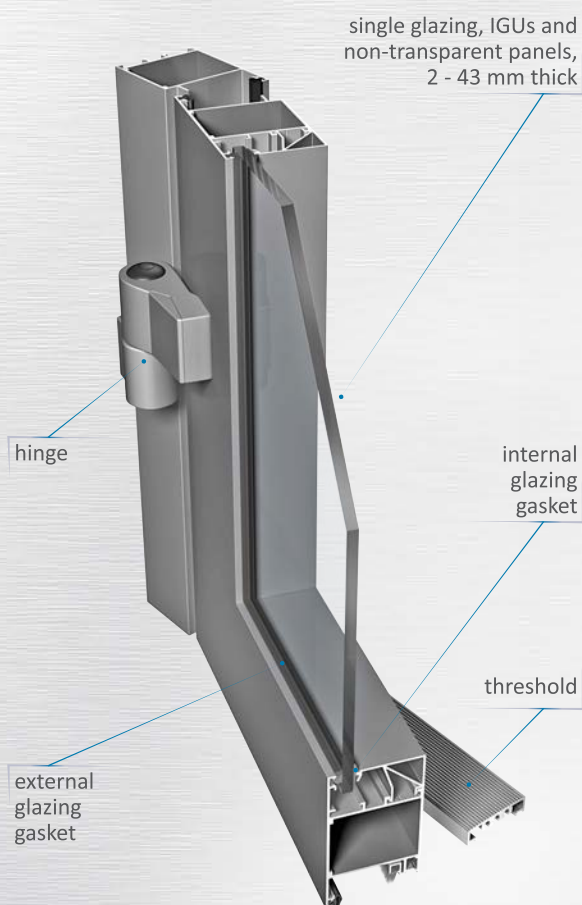


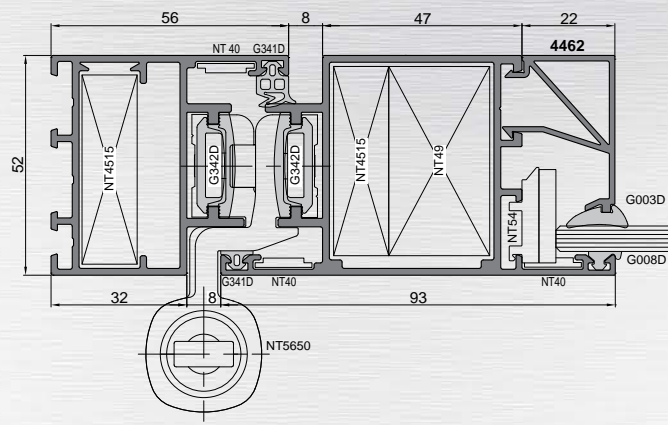
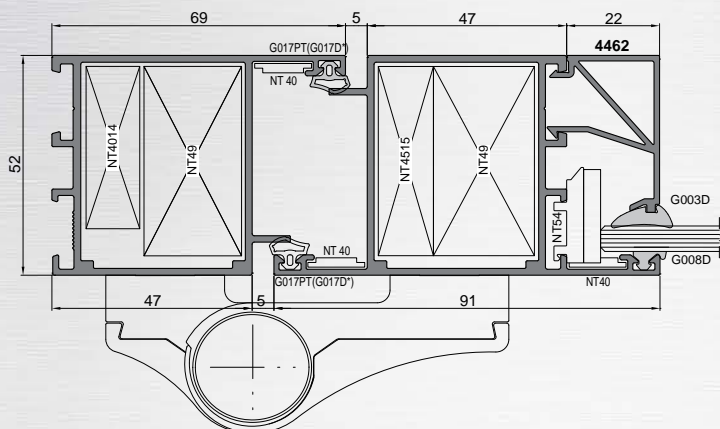
INTERNAL WINDOWS AND DOORS

Ponzio PE50



Technical parameters

Filling thickness	» doors and partitions: 2 - 35 mm; windows: 5 - 43 mm
Profile depth	» 52 mm
Type of filling	» single glazing, IGUs and non-transparent panels
Smoke control	» class S_o and S_{200} in acc. with EN 13501-2:2016
Certification	» National Technical Assessment ITB-KOT-2018/0621



A non-insulated aluminium profile system designed for the manufacturing of internal constructions: glazed partitions, windows and doors.

- » central hardware groove in door profiles
- » window sashes with PVC hardware groove available
- » wide range of available hardware
- » wide range of possible constructions: coplanar doors, doors with a central hardware groove, glass doors, manual and automatic sliding doors, swing doors, windows and glazed partitions
- » window sashes flush with the frame on the outside
- » wide choice of possible door leafs - with or without kickplate, with or without threshold
- » screwed and crimped joints available

